

Fountains & Design

Fountain-like display aerators

These fountain-like display aerators have proven over time to be the best way to add vital oxygen to your pond or lake for a healthy ecosystem. The motor, made of stainless steel, can run with ease for more than 24 hours straight of operation.



Available cable length between 70 and 250 feet. Five-year warranty included for the motor.

ITEM	HP	MOTOR VOLTS	Ø x HEIG.	CABLE	PRICE
DA2033	1/3	115	18' x 5'	70'	3 012.75 \$
DA2050-1	1/2	115	9-22' x 6.5'	70'	3 350.25 \$
DA2050-2	1/2	230	9-22' x 6.5'	70'	3 606.75 \$
DA20100	1	230	25' x 7'	70'	4 250.25 \$
DA20150	1½	230	25' x 10'	100'	4 857.75 \$
NSA150-230	1½	230	18' x 12'	100'	4 857.75 \$
DA20200	2	230	26' x 11'	100'	6 950.25 \$
DA20300	3	230	32' x 11'	100'	8 345.25 \$



Pond fountains

Our display pond fountains add an elegant style to your existing surroundings with their beautiful waterfalls that will warm you up and give an original touch to your environment. HP rate of 1/2 or 1½, 115 or 230 volts motor. Available cable length between 70 and 250 feet.



ITEM	HP	MOTOR VOLTS	Ø x HEIG.	CABLE	PRICE
SACF-05-115	1/2	115	15' x 20'	70'	4 272.75 \$
SACF-05-230	1/2	230	15' x 20'	70'	4 529.25 \$
SACF-15-230	1½	230	20' x 40'	100'	7 872.75 \$
SASF-05-115	1/2	115	20' x 20'	70'	4 272.75 \$
SASF-05-230	1/2	230	20' x 20'	70'	4 529.25 \$
SASF-15-230	1½	230	30' x 40'	100'	7 872.75 \$
SAAF-15-230	1½	230	25' x 40'	100'	7 872.75 \$
SAJSF-05-115	1/2	115	5' x 35'	70'	4 272.75 \$
SAJSF-05-230	1/2	230	5' x 35'	70'	4 529.25 \$
SAJSF-15-230	1½	230	5' x 50'	100'	7 872.75 \$
SAGF-05-115	1/2	115	6' x 15'	70'	4 272.75 \$
SAGF-05-230	1/2	230	6' x 15'	70'	4 529.25 \$
SAGF-15-230	1½	230	6' x 30'	100'	7 872.75 \$
SATWF-05-115	1/2	115	10' x 20'	70'	4 938.75 \$
SATWF-05-230	1/2	230	10' x 20'	70'	5 195.25 \$




Lighting for fountains & aerators

Decorative LED, warm white light sets including a 100' cable available to answer your needs in lighting for your fountain or aerator. Power cable for fountain sold by the foot.

ITEM	DESCRIPTION	PRICE
SALK-LED-2	Set of (2) decorative LED lights, 100' long cable.	1 788.75 \$
SALK-LED-3	Set of (3) decorative LED lights, 100' long cable.	2 351.25 \$
SALK-LED-4	Set of (4) decorative LED lights, 100' long cable.	2 913.75 \$
ASPC-F	Power cable for fountain (sold by the foot).	6.75 \$ / ft

SALK-LED



Fountains & Design



Decorative fountains

Each kit features an engine, a float, control box with a photocell, 100' electric cable and an one-year warranty. Some models allow you to realize up to 8 different patterns, so you will have the freedom to adjust the aerating fountain to fit your pond, weather conditions and your tastes. Aquamerik also designs tank-shaped and floating fountains. You can submit your project to us and we will dedicate time and passion to contribute in the achievement and success of your project for a spectacular end result.

F1400/JF - F1400/JFL*:




3400JF / 3400HJF, 4400JF / 4400HJF, 8400JF, 3.1JF, 5.1JF:



(* F1400JFL:
lighting included.
Other models:
lighting not
included.

H = height
W = width

MODEL	3400JF / 3400HJF	4400JF / 4400HJF	8400JF	3.1JF	5.1JF					
Power	3/4 HP	1 HP	2 HP	3 HP	5 HP					
Voltage	115V / 230V	115V / 230V	230V	230V	230V					
Amps	6.5A / 2.5 A	11A / 5.5 A	10 A	13.4 A	20 A					
Minimum water depth	17.5"	19"	20"	24"	26"					
PATTERN	H	W	H	W	H	W				
A - Juniper	3'	20'	4'	27'	8'	46'	9'	48'	10'	50'
B - Linden	6'	18'	8'	25'	18'	30'	19'	35'	20'	35'
C - Redwood	N/A	N/A	N/A	N/A	22'	7'	24'	8'	26'	8'
D - Birch	N/A	N/A	N/A	N/A	12'	11'	14.5'	10'	14'	12'
E - Spruce	N/A	N/A	N/A	N/A	19'	10'	21'	13'	24'	15'
F - Cypress	6'	16'	7.5'	25'	N/A	N/A	N/A	N/A	N/A	N/A
G - Sequoia	7'	4'	10'	6'	N/A	N/A	N/A	N/A	21'	10'
H - Willow	4.5'	15'	6'	23'	12.5'	28'	13'	35'	14'	36'



Lighting kits

During nighttime, you can add a special touch to your fountain with our low-voltage lighting kits. Each 19 watts, low-voltage fixture delivers a classic white color and is rated at nearly 1700 lumens. Each kit comes standard with blue, amber, red and green lenses and rubber lens cap.



ITEM	HP	AMP	VOLTS	CABLE	MIN. DEPTH	PRICE
F1400/JF	1/4	3.1	120	50'	15"	1 100.00 \$
F1400/JFL	1/4	3.1	120	50'	17.5"	1 679.00 \$
F2400/VFX	1/2	5.6	115	100'	17.5"	1 819.50 \$
F3400/VFX	3/4	7.3	115	100'	17.5"	1 963.25 \$
F3400H/VFX	3/4	3.7	230	100'	17.5"	3 274.45 \$
F3400JF	3/4	6.5	115	100'	17.5"	2 154.60 \$
F3400HJF	3/4	2.5	230	100'	17.5"	3 568.05 \$
F4400/VFX	1	11.3	115	100'	19"	2 865.50 \$
F4400H/VFX	1	5.7	230	100'	19"	3 721.95 \$
F4400JF	1	11	115	100'	19"	3 440.50 \$
F4400HJF	1	5.5	230	100'	19"	4 388.50 \$
8400/VFX	2	11	230	100'	20"	5 970.75 \$
8400/JF	2	10	230	100'	20"	6 114.50 \$
F3.1/JF	3	13.4	230	100'	24"	6 937.65 \$
F5.1/VFX	5	20	230	100'	24"	7 580.50 \$
F5.1/JF	5	20	230	100'	26"	7 739.50 \$
LED3S19-100	LED lamps (3) for 3/4 - 5 hp (100') SS, White, 4 lenses.					1 959.98 \$
LED6S19-100	LED lamps (6) for 2 - 5 hp (100') SS, White, 4 lenses.					3 449.00 \$

Water jets for fountains

Available in a number of sizes and levels, our water jets for decorative fountains are the ideal products to add to your own fountain if you want to impress your friends or visitors. The only thing you need to do is to choose the type of water jet you want to add to your fountain. Easy to install and simple of use.

Adjustable jets



ITEM	LPM	STREAM HEIGHT	M/NPT	ORIFICE (mm)	PRICE
PFA-1008	1.65 to 4.60	1.0 to 4.0 m	1/8"	3.0	4.76 \$
PFA-1009	1.65 to 4.60	1.0 to 4.0 m	1/4"	3.0	8.28 \$
PFA-1010	5.60 to 12.30	1.0 to 5.0 m	3/8"	4.75	14.28 \$
PFA-1011	11 to 27	1.0 to 5.0 m	1/2"	6.35	26.08 \$
PFA-1012	21 to 58	1.0 to 6.0 m	3/4"	10.0	51.04 \$
PFA-1013	44 to 143	1.0 to 9.0 m	1"	14.0	71.20 \$
PFA-1015	87 to 280	1.0 to 9.0 m	1 1/2"	19.0	156.00 \$

Vulcan fix jets




ITEM	LPM	STREAM HEIGHT	# OF JETS	F/NPT	PRICE
PFA-1101	25 to 50	0.5 to 1.5 m	31	1/2"	90.60 \$
PFA-1102	25 to 72	1.0 to 3.0 m	19	1"	150.00 \$
PFA-1103	62 to 140	1.0 to 4.0 m	43	1"	230.16 \$
PFA-1104	65 to 150	1.0 to 4.0 m	26	1"	112.80 \$
PFA-1106	35 to 80	1.0 to 4.0 m	15	1"	179.56 \$

Finger jets



ITEM	LPM	STREAM HEIGHT	# OF JETS	F/NPT	PRICE
PFA-1130	48 to 65	1.0 to 1.5 m	9	1"	105.16 \$
PFA-1131SR	78 to 130	1.0 to 2.0 m	13	1 1/2"	223.36 \$
PFA-1131DR	114 to 190	1.0 to 2.0 m	19	1 1/2"	255.04 \$

Bell jets



ITEM	LPM	STREAM HEIG.	F/NPT	PRICE
PFA-1301	16 to 24	0.15 to 0.30 m	1/2"	98.12 \$
PFA-1302	16 to 34	0.15 to 0.60 m	1"	183.04 \$

High intensity jets



ITEM	LPM	STREAM HEIGHT	F/NPT	PRICE
PFA-1048	128 to 264	2.0 to 8.0 m	1 1/2"	365.04 \$
PFA-1049	270 to 792	2.0 to 10.0 m	2"	412.00 \$
PFA-1050	550 to 2175	2.0 to 20.0 m	3"	1 332.48 \$
PFA-1051	1007 to 4855	2.0 to 30.0 m	4"	1 990.76 \$

Vulcan adjustable jets



ITEM	LPM	STREAM HEIGHT	# OF JETS	F/NPT	PRICE
PFA-1105	70 to 121	1.0 to 3.0 m	25	1"	333.64 \$
PFA-1107	100 to 190	1.0 to 4.0 m	25	1 1/2"	917.44 \$

Three-level adjustable jet



ITEM	LPM	STREAM HEIGHT	# OF JETS	F/NPT	PRICE
PFA-1110	300 to 830	2.0 to 12.0 m	19	2 1/2"	2 251.16 \$


* Height and diameter are adjustable.

Rotating jets



ITEM	LPM	STREAM HEIG.	M/NPT	PRICE
PFA-1201	22 to 42	1.0 to 2.5 m	1"	393.64 \$
PFA-1205	50 to 100	1.0 to 4.0 m	1"	482.00 \$
PFA-1202	120 to 165	2.5 to 4.0 m	1 1/4"	501.76 \$

Calyx jet



ITEM	LPM	STREAM HEIG.	M/NPT	PRICE
PFA-1303	16 to 26	0.14 to 0.45 m	1/2"	77.80 \$

Fountains & Design

Water jets for fountains (continued)

Water Lily



ITEM	LPM	STRM. HGT.	JET Ø	F/NPT	PRICE
PFA-1308	64 to 90	0.25 to 1.00 m	0.25 to 1.00 m	1"	344.68 \$

Tulip jets



PFA-1332 PFA-1333 / PFA-1334

ITEM	LPM	STRM. HGT.	Ø JET	M/NPT	PRICE
PFA-1332	50 to 80	0.5 to 1.0 m	0.25 to 0.50 m	1½"	118.68 \$
PFA-1333	200 to 400	1.0 to 3.0 m	1.0 to 3.0 m	2½"	344.36 \$
PFA-1334	300 to 600	1.0 to 4.0 m	1.5 to 5.0 m	3"	587.72 \$

Aerated jets (off water)



PFA-3480CB PFA-3481CB

ITEM	LPM	STRM. HGT.	F/NPT	PRICE
PFA-3480CB	90 to 235	0.5 to 4.0 m	1½"	214.08 \$
PFA-3481CB	200 to 530	1.0 to 6.0 m	2"	519.40 \$

Cluster jets



ITEM	LPM	STREAM HEIGHT	# OF JETS	F/NPT	PRICE
PFA-3490	66 to 210	0.5 to 3.0 m	30	1"	237.92 \$
PFA-3492	110 to 345	0.5 to 3.0 m	50	2"	893.12 \$
PFA-3497	1098 to 1590	3.0 to 6.0 m	36	4"	1 969.00 \$

Aerating jets



ITEM	LPM	STRM. HGT.	F/NPT	PRICE
PFA-3420BP	30 to 56	1.0 to 5.0 m	1"	228.72 \$
PFA-3421BP	42 to 130	1.0 to 8.0 m	1½"	372.76 \$
PFA-3422BP	90 to 260	1.0 to 10.0 m	2"	888.32 \$
PFA-3423BP	200 to 650	2.0 to 15.0 m	2½"	1 245.24 \$
PFA-3424BP	320 to 1050	2.0 to 30.0 m	3"	1 618.00 \$

Fog jet



ITEM	LPM	STRM. HGT.	F/NPT	PRICE
PFA-0105	4.40 to 9.60	0.5 to 2.0 m	3/8"	22.80 \$

Fan jets



PFA-1317 PFA-1318

ITEM	LPM	STRM. HGT.	NPT	PRICE
PFA-1317	51 to 80	0.5 to 1.5 m	1" M/NPT	80.84 \$
PFA-1318	102 to 281	0.5 to 3.0 m	1½" F/NPT	230.24 \$

Foam jets



PFA-3402S PFA-3410

ITEM	LPM	STRM. HGT.	M/NPT	PRICE
PFA-3401	40 to 60	0.5 to 1.0 m	1/2"	72.60 \$
PFA-3402	55 to 123	0.5 to 2.5 m	1"	141.68 \$
PFA-3403	60 to 185	0.5 to 3.0 m	1"	141.12 \$
PFA-3409	70 to 195	0.5 to 3.0 m	1"	170.84 \$
PFA-3410	125 to 402	0.5 to 5.0 m	1½"	317.24 \$
PFA-3412	230 to 485	1.0 to 5.0 m	2"	870.76 \$
PFA-3402S	55 to 125	0.5 to 2.5 m	1"	141.68 \$
PFA-3410S	125 to 402	0.5 to 5.0 m	1½"	317.24 \$
PFA-3402SS/P	47 to 123	0.5 to 2.5 m	1"	80.00 \$

S = made of 316 stainless steel
SS/P = made of SS-316, brass and ABS plastic

Aerated jets



ITEM	LPM	STRM. HGT.	F/NPT	PRICE
PFA-4001	40 to 53	1.0 to 2.0 m	1"	61.52 \$
PFA-4001A	60 to 80	1.0 to 2.0 m	1¼"	150.20 \$
PFA-4002	90 to 140	1.0 to 3.0 m	1½"	157.48 \$
PFA-4003	110 to 275	1.0 to 5.0 m	2"	452.60 \$


Cascade jets



ITEM	LPM	STRM. HGT.	F/NPT	PRICE
PFA-3448*	34 to 46	0.5 to 1.0 m	1/2"	80.00 \$
PFA-3449*	60 to 90	0.5 to 1.5 m	3/4"	104.00 \$
PFA-3450*	85 to 155	0.5 to 3.0 m	1"	131.64 \$
PFA-3451*	93 to 285	0.5 to 5.0 m	1½"	250.04 \$
PFA-3452*	200 to 500	1.0 to 6.0 m	2"	438.56 \$
PFA-3453*	500 to 1600	1.5 to 12.0 m	3"	1 021.76 \$

(*) Bronze jets. Also available in stainless steel 316 (upon request).

Deck jet



ITEM	LPM	STRM. HGT.	M/NPT	PRICE
DJA-25	13.80 to 48.90	0.25 to 4.00 m	1"	90.00 \$

Fountains & Design

Accessories for fountains

Adjustable flanges



ITEM	DIAM. x HEIGHT (mm)	M x F/NPT	PRICE
PFA-905	84 x 61	1/2"	88.00 \$
PFA-907	102 x 77	1 1/2"	143.00 \$
PFA-908	119 x 80	2"	192.52 \$
PFA-909	130 x 80	2 1/2"	247.52 \$
PFA-912	162 x 83	3"	421.32 \$
PFA-913	186 x 87	4"	605.00 \$

Junction boxes



ITEM	BOTTOM INLET	SIDE OUTLETS	# OF OUTLETS	PRICE
BJE2	3/4" F/NPT	1/2" F/NPT	2	162.60 \$
BJE4	3/4" F/NPT	1/2" F/NPT	4	250.00 \$
BJE8	1" F/NPT	1/2" F/NPT	8	320.00 \$

Stub up



ITEM	DIAM. x HEIGHT (mm)	IN / OUT	PRICE
DISU-75	116 x 305	3/4" M/NPT	160.00 \$
DISU-100	116 x 305	1" M/NPT	228.00 \$
DISU-125	116 x 305	1 1/4" M/NPT	232.00 \$
DISU-150	116 x 305	1 1/2" M/NPT	248.00 \$

Thread sleeve fittings



ITEM	DIAM. x HEIGHT (mm)	F x F/NPT	PRICE
DITS-75	116 x 49	3/4"	212.00 \$
DITS-100	116 x 49	1"	220.00 \$
DITS-125	116 x 49	1 1/4"	228.00 \$
DITS-150	116 x 49	1 1/2"	236.00 \$
DITS-200	170 x 49	2"	360.00 \$
DITS-300	230 x 72	3"	580.00 \$

Foot friendly suction drains



ITEM	DIAM. x HEIGHT (mm)	FITTING	PRICE
DIFS-300	216 x 72	3" F/NPT	612.00 \$
DIFS-400	216 x 72	4" F/NPT	1 016.00 \$

Suction drains (with fibre AV plate)



ITEM	DIAM. x HEIGHT x THICK. (mm)	FITTING	PRICE
DISD-200	305 x 180 x 220	2" F/NPT	444.00 \$
DISD-300	305 x 180 x 220	3" F/NPT	928.00 \$

Drain plugs



ITEM	DIAM. x HEIGHT (mm)	FITTING	PRICE
DIDP-150	90 x 45	1 1/2" F/NPT	102.00 \$
DIDP-200	115 x 50	2" F/NPT	128.00 \$

Ball joints



ITEM	Ø x HEIG	ADJUST ANGLE	FITTING	PRICE
PFA-803	34 x 60 (mm)	5° - 15°	1/2" (M x F)	15.00 \$
PFA-804	45 x 72 (mm)	5° - 15°	3/4" (M x F)	25.00 \$
PFA-805	98 x 62 (mm)	5° - 15°	1" F/NPT	113.28 \$
PFA-807	116 x 75 (mm)	5° - 15°	1 1/2" F/NPT	226.56 \$
PFA-808	136 x 90 (mm)	5° - 15°	2" F/NPT	361.48 \$
PFA-809	155 x 103 (mm)	5° - 15°	2 1/2" F/NPT	387.24 \$
PFA-812	175 x 110 (mm)	5° - 15°	3" F/NPT	772.92 \$
PFA-813	197 x 129 (mm)	5° - 15°	4" F/NPT	1 239.08 \$

Cord Seal



ITEM	NPT CONNECT.	SUITABLE CABLE	CABLE DIA. (OD)	PRICE
SHC30-B	3/8"	0.75mm x 4 Core	8mm	17.50 \$
SHC50-B	1/2"	1.05mm x 3 Core	9 / 11mm	17.50 \$
SHC51-B	1/2"	2.5mm x 3 Core	12 / 15mm	22.50 \$
SHC52-B	3/4"	4.00 & 6mm x 3 Core	15mm	28.15 \$

Inlet fittings with fibre diffuser



ITEM	DIAM. x HEIGHT x THICK. (mm)	FITTING	PRICE
DIIF-200	203 x 146 x 165	2" F/NPT	328.00 \$
DIIF-300	305 x 173 x 220	3" F/NPT	612.00 \$
DIIF-400	305 x 180 x 220	4" F/NPT	620.00 \$

Directionally adjustable inlet fittings



ITEM	Ø x HEIG	ORIFICE	FITTING	PRICE
DIDA-100	89 x 72 mm	1/2" (12mm)	1" F/NPT	172.00 \$

Overflow drain (heavy duty)



ITEM	WIDTH x HEIGHT x THICK. (mm)	FITTING	PRICE
DIO-300	305 x 158 x 56	3" F/NPT	1 020.00 \$
DIO-400	305 x 158 x 56	4" F/NPT	1 080.00 \$

Overflow drain

ITEM	DIAM. x HEIGHT	FITTING	PRICE
DIOF-200	164 x 600 mm	2" F/NPT	736.00 \$
DIOF-300	220 x 600 mm	3" F/NPT	1 208.00 \$
DIOF-400	220 x 600 mm	4" F/NPT	1 744.00 \$



Fountains & Design

RGB projector (submersible colors)

RGB projector with remote control. For PVC hose with 1½" hole. Certified IP68. Perfect for illuminating a water jet fountain.



ITEM	DESCRIPTION	PRICE
SLRGB-18-12	RGB projector, 18w, 12 VAC, with remote.	292.50 \$

Pond lighting

The 12-volt LED pond lights extend the beauty of your water to create a vibrant nighttime atmosphere. They can be used both underwater and in open air applications, are easy to install and the removable photo cell eliminates the need for timers and switches. These pond lights are only available in warm white color.



ITEM	DESCRIPTION	PRICE
SOLWPL1	One LED projector, 1 watt, 20' cable.	66.14 \$
SOLWPL3	Three LED projectors, 3 watts, 20' cable.	139.04 \$

LED & color lighting

Give your space a welcome warning glow with these LED and RGB (colors) lights. They are designed to dissipate heat and resist corrosion. The RGB models are available in 48 different colors.

SOLW2 also available in combo pack of 4 lights.



ITEM	DESCRIPTION	PRICE
WARM WHITE LIGHTING		
SOLW2*	Open air or submersible, 12 volts, 2 watts.	104.87 \$
SOLW6*	Open air or submersible, 12 volts, 6 watts.	157.31 \$
SOLWLR*	Open air or submersible, 12 volts, 7 watts.	126.89 \$
SOLWH06*	Wall mount, 12 volts, 0.75 watt.	114.74 \$
SOLWH12*	Wall mount, 12 volts, 1.5 watt.	145.79 \$
SOLWSL2*	Spout light, 12 volts, 2 watts, 1" M/NPT.	129.76 \$

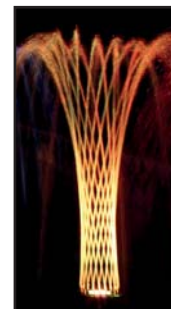
LED COLORED LIGHTING		
SOLCC2**	Open air or submersible, 12 volts, 1 to 2.5 watts.	157.31 \$
SOLCC6**	Open air or submersible, 12 volts, 3 to 6 watts.	209.75 \$
SOLCCLR**	Open air or submersible, 12 volts, 2 to 6 watts.	209.75 \$
SOLCCH06**	Wall mount, 12 volts, 0.75 to 2 watts.	151.18 \$
SOLCCH12**	Wall mount, 12 volts, 1 to 3 watts.	187.64 \$
SOLCCSL2**	Spout light, 12v, 1 to 2.5 w, 1" M/NPT.	125.55 \$

(*) These products require the SOL30X4 or SOLW88X10 model (see «Wiring kits»).

(**) These products require the SOLCCMX3 or SOLCCMX7 model (see «Wiring kits»).

Diamond jets

These diamond shaped water jets are easy to install and offer original and spectacular results. Available in warm white lighting (-WW) or red-green-blue colors (-RGB). The PFA-1142 model has 12 watts of power, whereas PFA-1144 is at 18 watts of power supply.



ITEM	LPM	JET HEIGHT	# OF JETS	F/NPT	PRICE
PFA-1140*	52 to 100	0.5 to 1.0 m	15	1"	166.60 \$
PFA-1142-RGB	70 to 188	0.5 to 2.0 m	20	1½"	864.00 \$
PFA-1142-WW	70 to 188	0.5 to 2.0 m	20	1½"	864.00 \$
PFA-1144-RGB	207 to 330	1.0 to 3.0 m	30	2½"	1 240.00 \$
PFA-1144-WW	207 to 330	1.0 to 3.0 m	30	2½"	1 240.00 \$

(*) PFA-1140 has no lighting.

Accessories for lighting devices

In order to make the installation process of your lighting equipment easier, we offer a range of useful tools you may need to complete your setup, like extension cords, transformers and so on, both for LED and halogen models.



ITEM	DESCRIPTION	PRICE
WARM WHITE LIGHTING		
SOLTRANS88	88-watt transformer, 120v in / 12v out.	132.84 \$
SOLWSPL4	4-way splitter, 12v in / 12v out.	18.89 \$
SOLWEXT	20' extension cord, 12v in / 12v out.	16.20 \$
LED COLORED LIGHTING		
SOLTRANS88	88-watt transformer, 120v in / 12v out.	132.84 \$
SOLCCSPL3	3-way splitter, 12v in / 12v out.	26.99 \$
SOLCCEXT	20' extension cord, 12v in / 12v out.	45.44 \$

Wiring & power supply kits

WARM WHITE LIGHTING		
SOL30X4	4-light wiring kit, 120v in / 12v out with 30-watt transformer + 4-way splitter.	45.89 \$
SOLW88X10	10-light wiring kit, 120v in / 12v out with 88-watt transformer + (3) 4-way splitters & (2) 20' extension cords.	176.85 \$

LED COLORED LIGHTING		
SOLCCMX3	3-light wiring kit, 120v in / 12v out with 3-way / 6-wire splitter, control module & remote control, maximum capacity of 30w.	195.76 \$
SOLCCMX7	7-light wiring kit, 120v in / 12v out with 88-watt transformer + (3) 3-way splitters, (2) 20' extension cords, control module & remote control.	310.50 \$



Lighting for water jet fountain

These circular LED lights are designed for water jet type fountains. The **LED018/027** models have a 1½" hole connection that can accommodate the majority of our water jet fountains sold at Aquamerik. Certified IP68. 1½" F/NPT connection, ring with 202 mm of diameter. 3-meter cable included.



ITEM	DESCRIPTION	PRICE
WARM WHITE LIGHTING		
LED018CR-WW	White lighting, 12 volts, 18 watts.	612.00 \$
LED027CR-WW	White lighting, 12 volts, 27 watts.	612.00 \$
LED COLORED LIGHTING		
LED018CR-RGB	Color changing light, 12v, 18 watts, RGB.	612.00 \$
LED027CR-RGB	Color changing light, 12v, 27 watts, RGB.	612.00 \$

SS-316 submersible lighting

LED009:

LED009 lighting is a high quality IP68 LED light suitable for all underwater lighting applications. This light has been designed for medium-scale underwater projects, including commercial ponds, water features, etc. 3-meter cable included.

Available models: RGB (colors), warm & regular white, blue and red.

LED012:

LED012 lights are ideal for any underwater fountain and pool applications. The fittings are IP68 submersible rated, and are made of Stainless Steel 316 for maximum performance and style. The fittings produce exceptional light output thanks to the powerful Power LED. 3-meter cable included.

Available models: RGB (colors), warm & regular white.

LED036:

LED036 is a high quality LED fitting suitable for all high profile underwater lighting applications. LED036-IC-RGB: High standard projector with High-Power LEDs made of superior quality, highly durable and corrosion resistant SS-316 (also available in warm white, upon request).



ITEM	DESCRIPTION	PRICE
LEDO09-RGB	Colored RGB lighting, 9 watts, 12 VDC.	240.00 \$
LEDO09-WW	Warm white LED lighting, 9 watts, 12 VDC.	240.00 \$
LEDO09-W	White LED lighting, 9 watts, 12 VDC.	240.00 \$
LEDO09-B	Blue LED lighting, 9 watts, 12 VDC.	240.00 \$
LEDO09-R	Red LED lighting, 9 watts, 12 VDC.	240.00 \$
LEDO12-RGB	Colored RGB lighting, 12 watts, 12 VDC.	340.00 \$
LEDO12-WW	Warm white LED lighting, 12 watts, 12 VDC.	340.00 \$
LEDO12-W	White LED lighting, 12 watts, 12 VDC.	340.00 \$
LED036-RGB	Colored changing light, 12v, 36 watts, RGB	513.00 \$
LED036-IC-RGB	High standard RGB lighting, 12v, 36 watts.	660.00 \$

Laminar jet

This laminar jet creates spectacular backyard water entertainment and dazzling nighttime lighting effects with its glass-like rod of water that is perfectly clear and still. Jet height between 0.5 and 2.5m, flow of 14 to 30 liter per minute (lpm) and 1" F/NPT connection. Made of stainless steel 316.



ITEM	DESCRIPTION	PRICE
PFLA-108	Laminar jet, 6 watts, 12 VDC, 1" F/NPT.	1 532.00 \$

RGB controller for fountain

With this RGB controller, you can easily create and save your favorite colors from an endless spectrum of 16.7 million hues or you can choose any of the pre-programmed RGB light sequences for a more lively effect. You can configure intensity, color and speed to match your desires with the handy RF remote control (included) made specifically for this controller. Easy setup and simple of use.



With the help of its 3 led:bus outputs, the **RGBC-1000** can control up to 24 lights directly at a distance of up to 200 meters from the controller (for more lights, a led:bus amplifier is required). There is also a 6A relay inside the unit for extensive automation flexibility. Dimensions of 2¾" len. x 2" wid. x 3½" hei. Voltage of 12-24 VDC and power of 1.5 watt.

ITEM	DESCRIPTION	PRICE
RGBC-1000	RGB controller for fountain, 12-24 VDC.	P.O.R.
RGBC-12-24DC	RGB lighting controller RF type, 6A/channel.	66.65 \$
RGBC-12-24DC-M	RGB lighting controller RF type, music.	83.70 \$

Glass-touch RGB controller for fountain

An elegant, intuitive and easy to use RGB controller with DMX output of 512 channels, capable to control up to 170 individually addressed RGB lights. The glass surface features touch-sensitive keys and a touch wheel with color LEDs that let the user interactively setup color changing effects, static colors, intensity, white temperature and memory functions.

Luminaires with DMX input can be connected directly to the controller, while non-DMX luminaires require the DMX2 led:bus converter. On/Off and Play/Pause keys are adjustable on the touchscreen pad. Dimensions of 6¼" len. x 1½" wid. x 3" hei. Voltage of 24 VDC and power of 100mA.



ITEM	DESCRIPTION	PRICE
RGBC-3000	Glass-touch RGB controller, 24 VDC.	P.O.R.

Fountains & Design

Programmable water switches

These programmable water switches are extremely popular among children and people of all age, and can be found in public squares, shopping centers, water parks and others. Water switches can produce a wide variety of rhythm and geometric patterns.

Water switches with color ring

Ideal for playgrounds and public squares. Possibility of four different jets that are activated by a 24 VAC integrated solenoid valve. The LED color ring (RGB) 12 VDC is available in 18 or 27 watts. The inlet connection is 1 inch.



The decorative grid of 280 mm is made of 316 stainless steel. Niche available in option to facilitate installations in concrete slab and cobblestones.

ITEM	DESCRIPTION	PRICE
AQSHW018	Water switch with LED color ring (RGB) 18 watts.	P.O.R.
AQSHW027	Water switch with LED color ring (RGB) 27 watts.	P.O.R.
AQSHW-NI	Niche, 285mm Ø x 410mm height, in SS-316.	P.O.R.

Water switches with two color projectors

These programmable water switches are perfect for nighttime decorations. Four interchangeable nozzles allow to create special water effects by regulating the switch operation with the 24 VAC integrated 1"Ø solenoid valve.



Two 12 VDC color projectors (RGB) of 9 watts complete the special night effects. The 280 mm grid is available in 316 stainless steel or in bronze.

ITEM	DESCRIPTION	PRICE
AQSWS206	LED water switch 9 watts, with bronze grid.	P.O.R.
AQSWS206SS	LED water switch 9 watts, with SS-316 grid.	P.O.R.
AQSWS-NI	Niche, 285mm Ø x 410mm height, in SS-316.	P.O.R.

Water switches with LED ring

This LED ring gives the possibility to interchange four different water switches in order to create spectacular water effects.



The central jet inlet is 1 inch. The ring has 280 mm of diameter and made of 316 stainless steel with circular LED light 12 VDC of 18 and 27 watts. Specially designed for playground purposes, safety and reliable for your water applications.

ITEM	DESCRIPTION	PRICE
AQSHJ018	Water switch with LED ring, 18 watts.	2 180.00 \$
AQSHJ027	Water switch with LED ring, 27 watts.	2 180.00 \$

Stand mounted programmable water switch

This stand mounted programmable water switch produces programmed water effects at high switching speed. Made of 316 stainless steel and PVC. The jet, which is insensitive to water level, is activated by a 24 VAC solenoid valve of 1 inch.



The jet's angle is adjustable and allows air entry. Ideal for nighttime decoration and spectacular water effects in public squares.

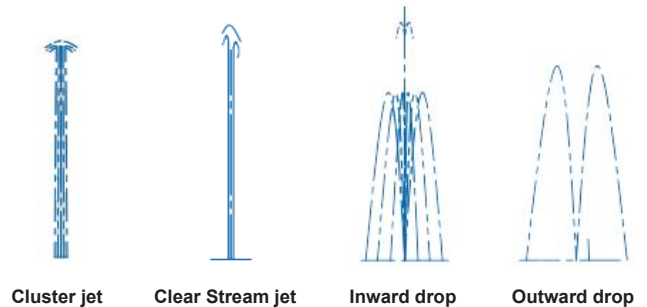
ITEM	DESCRIPTION	PRICE
AQSMW100	Programmable water switch with 24 VAC valve.	1 595.00 \$

Specifications for AQSMW100:

AQSMW100	JET HEIGHT					
	1	1.5	2	2.5	3	4
LPM	35	50	60	70	73	81
HEAD (m)	6.5	11.0	17.0	21.5	23.0	25.0



Niche



Cluster jet Clear Stream jet Inward drop Outward drop

Performance for each jets:

TYPES OF JETS	JET HEIGHT (lpm)					HEAD LOSS (m)				
	1	1.5	2	3	4	1	1.5	2	3	4
CLUSTER JET	42	50	58	68	78	5.5	8.0	10.0	14.0	20.0
CLEAR STREAM JET	30	35	40	50	60	3.5	5.5	7.0	10.0	13.0
INWARD DROP	9	10	11	14	15	4.5	5.5	7.0	10.0	13.0
OUTWARD DROP	35	45	57	65	70	3.4	5.0	9.0	11.0	14.0

Ecoblox pond-free fixture

EcoBlox water matrix allows for 31.5 gallons of water storage for pond-free applications, bog filters and water harvesting. The EcoBlox is the most effective water matrix available today. Ships in 8 panels, slide and lock assembly required. Holds 4 times more water than traditional gravel basins. 8 panels construction for exceptional strength. 1/2" x 3/4" hole size can be used with smaller gravel.



ITEM	DIMENSIONS (le. x wid. x he.)	CAPACITY	PRICE
ECOBLOX	16" x 27" x 17.5"	31½ gal.	72.47 \$

Regular waterfalls

The "FastFalls" waterfalls are economical and effective products that are easy to install, whether in your garden or somewhere else. These innovative models are designed to simplify the water circulation. The "FastFalls" include the installation kit, the male threaded adapter and a one-piece threaded flange. Available in 4 different waterfall sizes.



SP1600



SP1900



SP2600



SP3800

ITEM	WATERF. SIZE	DIMENS. (le. x he.)	MAX FLOW PUMP	INTAKE	PRICE
SP1600	16"	16½" x 7¼"	3000 gph	1½" FIPT	202.19 \$
SP1900	19"	20½" x 10¼"	4000 gph	2" FIPT	292.94 \$
SP2600	26"	27½" x 10¼"	6000 gph	2" FIPT	388.79 \$
SP3800	38"	39½" x 10¼"	9000 gph	3" FIPT	521.09 \$

Splash rings

These splash rings prevent water splash caused by fast flow waterfalls. They also reduce evaporation, which helps extend the period of time between each filling.

Available in stainless steel (CFSR, by default) and copper finish (CFCR, to be precised in the item code when ordering).



ITEM	DIMENSIONS (le. x wid. x he.)	COMPATIBLE MODELS	PRICE
CFSR12	16" x 8" x 1.5"	12"-tall waterfalls.	309.14 \$
CFSR24	28" x 8" x 1.5"	24"-tall waterfalls.	359.09 \$
CFSR36	40" x 8.5" x 1.5"	36"-tall waterfalls.	457.65 \$

Colored waterfalls

These luminous panels for waterfalls will bring life to your environment by adding a beautiful touch of colors to your waterfall. The "Colorfalls" series is available in different colors (please indicate the letter in the item code) and also available in different sizes.


B = Blue, R = Red, W = Crystal White, SW = SOL White.



ITEM	DESCRIPTION	PRICE
COLORFALLS		
CF12	12" Leng. x 8" Width x 3.5" Heig, 12v, 3w.	257.35 \$
CF24	24" Leng. x 8" Width x 3.5" Heig., 12v, 6w.	386.02 \$
CF36	36" Leng. x 8" Width x 3.5" Heig., 12v, 9w.	500.30 \$
MULTICOLOR		
CC06	6" Leng. x 8" Width x 3.5" Heig., 12v, 1-3w.	339.02 \$
CC12	12" Leng. x 8" Width x 3.5" Heig., 12v, 2-5w.	401.06 \$
CC24	24" Leng. x 8" Width x 3.5" Heig., 12v, 3-10w.	649.91 \$
CC36	36" Leng. x 8" Width x 3.5" Heig., 12v, 5-15w.	823.20 \$

Wall spouts

These wall spouts are an easy and elegant product to add in the environment of your water source. Perfect for small surface outdoor locations. Solid brass structure that can live for many years. Three-year warranty.



ITEM	DIMENSIONS (le. x wi. x he.)	FLOW	INTAKE	PRICE
WSR-O	5" x 5¼" x 6"	600 gph	1½" FIPT	249.75 \$
WSM-S	5" x 4¾" x 5"	600 gph	1½" FIPT	249.75 \$
WSV-S	7" x 4¾" x 7"	600 gph	1½" FIPT	249.75 \$
WSO-O	6" x 4½" x 5"	600 gph	1½" FIPT	249.75 \$

Metal spillways

Vertical setup that can easily be put on any type of wall. Available in stainless steel (SS, by default) and in copper finish (CS).



ITEM	DIMENSIONS (le. x wi. x he.)	FLOW	INTAKE	PRICE
SS12	12" x 8.5" x 4"	1200 gph	1½" FIPT	311.84 \$
SS24	24" x 8.5" x 4"	2400 gph	1½" FIPT	457.63 \$
SS36	36" x 8.5" x 4"	3600 gph	1½" FIPT	642.60 \$

* Also available in copper finish (change the "SS" for "CS").

Fountains & Design

Membranes

PVC membrane:

This polyvinyl chloride membrane is ideal for the realization of small and big ponds. Its resistance is superior than the Aquatechnique, but more expensive. Sold in rolls only, however there is no limit of assemblies of all shapes in factory. Available in standard thickness of 20 and 35 thousandth. These membranes can be made available with perforated holes in order to respect the configuration of your pond (price upon request, contact us for more information).

EPDM membrane:

These EPDM membranes (Ethylene propylene diene-terpolymer) measure 45 thousandth of thickness and offer strong resistance against ultraviolet rays and low temperatures. 20-year warranty if you protect them with a geotextile on both sides.

"Aquatechnique":

The "Aquatechnique" membrane is specially designed for large scale projects, like ponds and others. This membrane is made up of two polyethylene films rolled on a lattice of reinforcement. Very low cost, this membrane can be delivered in one-piece rolls or sold by square foot for most models. It offers an excellent resistance to elongation, which is 650%. You can stick this membrane with two types of adhesives made of ribbon in order to obtain the desired configuration.



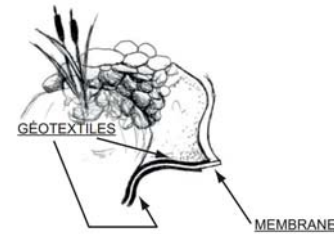
ITEM	DIMENSIONS	\$/ FOOT ²	ROLL
PVC MEMBRANE OF 20 thousandth (0.020")			
TPVC20-6	6' x 98.4'	1.15 \$	652.05 \$
TPVC20-12	12' x 98.4'	1.15 \$	1 304.10 \$
TPVC20-18	18' x 98.4'	1.15 \$	1 956.15 \$
TPVC20-24	24' x 98.4'	1.15 \$	2 608.20 \$
PVC MEMBRANE OF 35 thousandth (0.035")			
TPVC35-6	6' x 98.4'	1.60 \$	907.20 \$
TPVC35-12	12' x 98.4'	1.60 \$	1 814.40 \$
TPVC35-18	18' x 49.2'	1.60 \$	1 360.80 \$
TPVC35-24	24' x 49.2'	1.60 \$	1 814.40 \$
TPVC35-30	30' x 49.2'	N/A	2 268.00 \$
TPVC35-36	36' x 49.2'	N/A	2 721.60 \$
EPDM MEMBRANE OF 45 thousandth (0.045")			
TEPDM45-10	10' x 100'	N/A	1 836.81 \$
TEPDM45-15	15' x 100'	N/A	2 728.69 \$
TEPDM45-20	20' x 100'	N/A	3 638.25 \$
TEPDM45-20S	20' x 50'	N/A	1 863.68 \$
TEPDM45-30	30' x 100'	N/A	5 457.38 \$
TEPDM45-30S	30' x 50'	N/A	2 728.69 \$
TEPDM45-40	40' x 100'	N/A	7 276.50 \$
TEPDM45-40S	40' x 50'	N/A	3 341.25 \$
TEPDM45-50	50' x 100'	N/A	9 095.63 \$
TEPDM45-50S	50' x 50'	N/A	4 547.82 \$
AQUATECHNIQUE FABRIC			
TAQUA-13	13' x 200'	0.75 \$	1 842.75 \$
TAQUA-26	26' x 200'	0.75 \$	3 685.50 \$
TAQUA-40	40' x 150'	0.75 \$	4 252.50 \$
TAQUA-60	60' x 100'	N/A	4 252.50 \$
GLUE & TAPE			
CE-1EDR25	PVC glue 250 ml, with brush.		35.55 \$
CE-GO7415	PVC glue 1 liter, with brush.		59.85 \$
BOX-104	Boxer vinyl glue for membrane, 4 oz (125 ml).		15.32 \$
ST-3R	Double-sided self-adhesive tape, 3" width (100' long).		284.80 \$
PT-6R	Single-sided self-adhesive tape, 6" width (100' long).		653.52 \$

Geotextiles

Their principal characteristics are: imputrescible, insensitive to acids naturally found in the ground, high % of elongation, isotopic structure, very high permeability. Ideal for banks protection and erosion control.

Can be installed under an impermeable membrane to protect it from perforations. Easy to install and economical. Discounts on quantity available. We also offer the installation and welding services on the field.

Sold in rolls of 360 feet.



ITEM	DIMENSIONS	THICKNESS	PRICE
TEX700	12.5' x 360'	1.1 mm	607.50 \$
TEX900	12.5' x 360'	1.4 mm	704.70 \$
TEX1200	12.5' x 360'	1.6 mm	789.75 \$

Pre-cut membranes (EPDM)

These EPDM pre-cut membranes have become the gold standard for pond keepers and commercial water features, and with good reason. Made of rubber with a thickness of 45 millimeters, they are puncture-resistant and very resistant to sunlight and UV.

They can stretch around rocks and small irregularities and is much easier to work than the more rigid liners. 20-year warranty.



ITEM	DIMENSIONS	WEIGHT	PRICE
SZ31-0810	8' x 10'	25 lbs	138.86 \$
SZ32-1015	10' x 15'	45 lbs	240.78 \$
SZ33-1020	10' x 20'	60 lbs	313.58 \$
SZ34-1520	15' x 20'	120 lbs	459.18 \$
SZ35-2025	20' x 25'	150 lbs	750.38 \$
SZ22-2030	20' x 30'	180 lbs	896.30 \$
SZ23-2530	25' x 30'	225 lbs	1 064.30 \$
SZ24-3030	30' x 30'	270 lbs	1 333.10 \$

Filter falls

Professional water garden contractors demand the latest technology and highest quality construction available for the products they install. That concept led to the creation of Big Bahama Pro Series skimmers and filter falls. These products have all the attributes that make large-scale professional installations easy and successful.



ITEM	FALL WIDTH	DIMENSIONS (leng. x wid. x heig.)	PUMP FLOW	INTAKE	POND VOLUME	COMPATIBLE SKIMMERS	PRICE
BF1600	16"	21½" x 19½" x 17¾"	1000 - 4000 GPH	1½"	1250 gal	PS3900	370.73 \$
BF1900	19"	28" x 25" x 21½"	2500 - 4000 GPH	2"	2000 gal	PS4600	546.23 \$
BF2600	26"	34½" x 25" x 23"	4000 - 6000 GPH	2"	4000 gal	PS7000	664.12 \$
BF3800	38"	46½" x 30" x 23"	6000 - 8000 GPH	3"	8000 gal	PS15000	1 057.09 \$

Skimmers

These Skimmers and filter falls series feature heavy-duty components that stand up to years of use. Skimmers come equipped with Super Flow weir doors, debris net and oversized brush panels that reduce maintenance. We also offer a complete line of accessories so you can customize your skimmer for every application. Best of all stands behind its rugged enclosure with a lifetime warranty. **PS3000** can be install inside or outside the pond and can be used with skimmer **PS7000** and up.



ITEM	FALL WIDTH	DIMENSIONS (leng. x wid. x heig.)	MAX FLOW PUMP	FILTRATION	COMPATIBLE FALLS	PRICE
PS3000*	6"	13" x 13" x 25"	3000 GPH	Net.	PS7000 / PS15000	330.98 \$
PS3900	6"	17¾" x 19½" x 19½"	3900 GPH	Net, 1 brush.	BF1600	405.37 \$
PS4600	6"	19½" x 26" x 22"	4000 GPH	Net, 1 brush.	BF1900	585.52 \$
PS7000	9"	25" x 30" x 24"	7000 GPH	Net, 1 brush.	BF2600	742.71 \$
PS15000	14"	28" x 33" x 31"	15,000 GPH	Net, 1 brush.	BF3800	1 085.69 \$

(*) Additional skimmer without filtration brush, to be plugged in the main skimmer.

Pump vaults

These one-piece pump vaults can accommodate large pumps with flows going up to 15,000 gallons per hour. They include large openings in order to access to the pump, cutting lines for discharge and pipe extensions (**PV18EXT**). Flat sided for plumbing applications. These pump vaults are designed for pond-free fixture.



ITEM	DIMENSIONS	OPENING	PUMP	PRICE
PV1700	17" x 23"	10"	3900 gph	295.65 \$
PV1800	18" x 24"	14"	10,000 gph	353.68 \$
PV2300	23" x 30"	18"	15,000 gph	619.63 \$
PV18EXT	17" x 20"	14"	Extension	242.99 \$
PV23EXT	22" x 20"	18"	Extension	272.69 \$